




Making equal groups Days 3, 4 and 5.

- This is a concept linked to division and multiplication. Making equal groups needs to be a practical maths concept. You can use anything you find at home from pasta to lego pieces. Daily making equal groups and explaining what they are doing will help you child understand the concept. Next week we will move onto adding equal groups.

Make equal groups

I Match the pictures to the labels.




equal groups

unequal groups




2 Complete the sentences.

a)



There are equal groups of

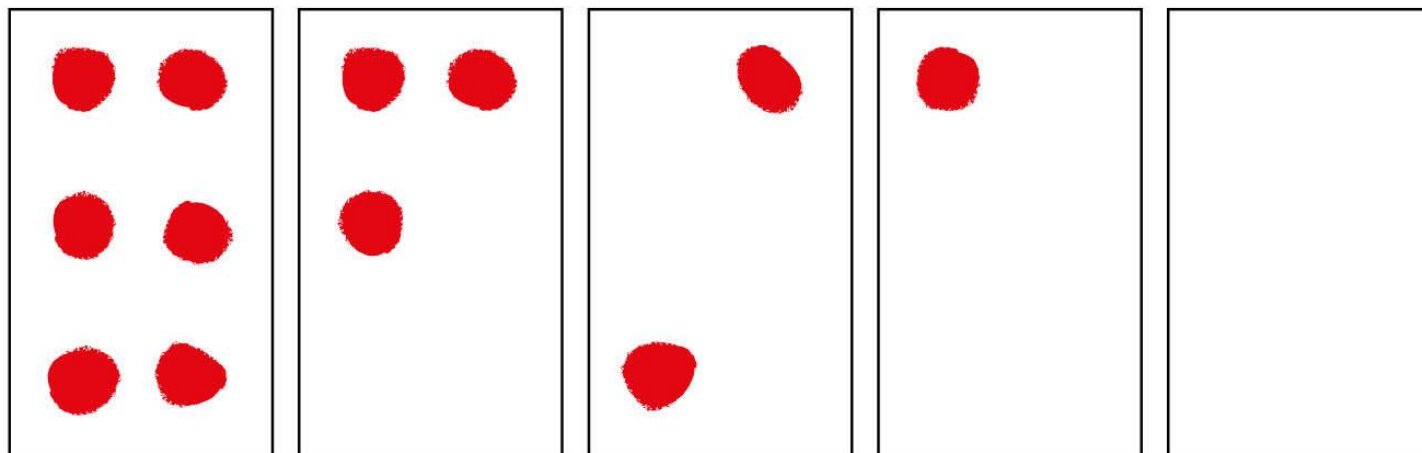
2 b)




There are equal groups of




- 3 Kim is drawing 5 equal groups of 6
Finish Kim's drawing.




4 Ron and Mo have some cherries.



Ron



Mo



Who has made equal groups? _____

How do you know?





5 Use objects in your classroom to make these groups.

- 5 equal groups of 3
- 3 equal groups of 5
- 4 equal groups of 6
- 2 equal groups of 10

Talk about your answers.

