






## Benwick Primary School –Project Menu Week 7– Doves

<p><b>History</b></p> <p>Toys in the Past</p> <p>Create a Toys Timeline including toys from the Victorian times, Early 20<sup>th</sup> Century toys, your grandparent’s toys, parent’s toys and your toys.</p>	<p><b>TT Rock Stars</b></p> <p>Use Times Tables Rock Stars to practice your times tables ready to start our timed challenges and earn points!</p> 	<p><b>English</b></p> <p>Write a set of instructions to follow to be able to play your board game.</p> 
<p><b>Science</b></p> <p>Properties of materials</p> <p>Find some images or objects and write a description of the properties of the materials. You could use words like, hard, soft, rough, smooth, transparent.</p> <p>Make a poster which describes one of these materials: wood, plastic, glass, metal, water or rock. Write the word in the middle and add some of the properties and examples of objects which are made from your material.</p>	<p><b>Research</b></p> <p>Use different sources to find out about toys which your parents and grandparents might have played with when they were children.</p> 	<p><b>Art</b></p> <p>Use fabric to start designing your own finger puppet.</p> <p>Don’t make it just yet, you will be doing this in your next project grid.</p>
<p><b>Music</b></p> <p>Listen to the song ‘You’ve got a friend in me’</p> <p>Can you use instruments or resources in your house to make you own song about friendship?</p>	<p><b>PSHE</b></p> <p>Safety- Internet Safety</p> <p>Being safe on the internet is really important</p> <p>Use <a href="https://www.thinkuknow.co.uk/4_7/child/">https://www.thinkuknow.co.uk/4_7/child/</a> to find out how to be safe online.</p>	<p><b>Other</b></p> <p>Look at your board game you have made. Create an evaluation about it.</p> <p>What is good about it?</p> <p>What would you do differently if you made it again?</p>

