

Doves week 3

Thursday 11th June

To be able to compare lengths and heights

Success criteria:

- ✓ I can use words such as tall, taller, short, shorter, long, longer and equal to compare objects and pictures
- ✓ I can explain my reasoning when using words such as tall, taller, short, shorter, long, longer and equal to compare objects and pictures

To be able to compare lengths and heights

Starter:

Which is the odd one out?




How do you know?..

To be able to compare lengths and heights

Starter:

Which is the odd one out?




The girl is as all the boys are the same height, but she is taller than the boys.

To be able to compare lengths and heights

Key
Vocabulary
Taller
Shorter
Equal to

Talking Time:

Compare the people in the picture by completing the sentences below.




The girl is than the boy.

The boy is than the girl.

To be able to compare lengths and heights

Talking Time:

Compare the people in the picture by completing the sentences below.



The girl is **shorter** than the boy.


The boy is **taller** than the girl.

To be able to compare lengths and heights

Key
Vocabulary
Taller
Shorter
Equal to

Talking Time:

Compare the people in the picture by completing the sentences below.




The girl is than the boy.

The boy is than the girl.

To be able to compare lengths and heights

Talking Time:

Compare the people in the picture by completing the sentences below.



The girl is **taller** than the boy.


The boy is **shorter** than the girl.

To be able to compare lengths and heights

Key
Vocabulary
Taller
Shorter
Equal to

Talking Time:

Compare the people in the picture by completing the sentences below.



The girl is than the boy.


The boy is than the girl.

To be able to compare lengths and heights

Can you draw a picture of two stick people who are equal in size?

Talking Time:

Compare the people in the picture by completing the sentences below.



The girl is **taller** than the boy.

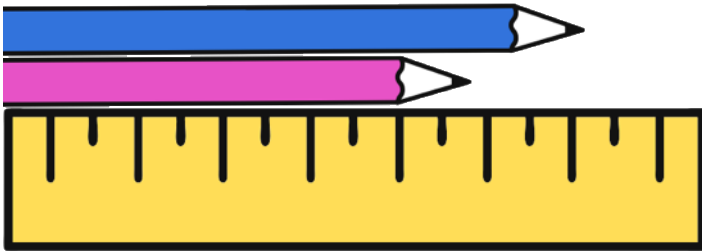
The boy is **shorter** than the girl.

To be able to compare lengths and heights

Key vocabulary
Shorter
longer

Talking Time:

Compare the pencils in the picture by completing the sentences below.



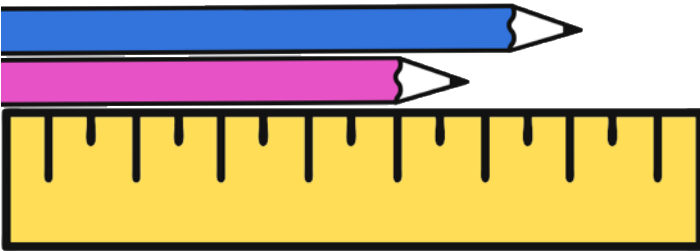
The pink pencil is than the blue pencil.

The blue pencil is than the pink pencil.

To be able to compare lengths and heights

Talking Time:

Compare the pencils in the image by completing the sentences below.



The pink pencil is **shorter** than the blue pencil.

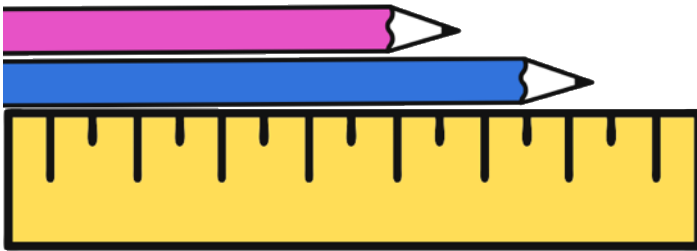
The blue pencil is **longer** than the pink pencil.

To be able to compare lengths and heights

Key vocabulary
Shorter
longer

Talking Time:

Compare the pencils in the image by completing the sentences below.



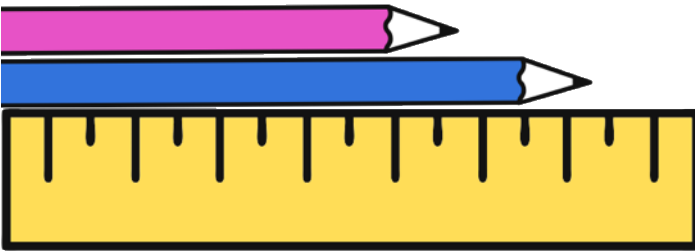
The pink pencil is than the blue pencil.

The blue pencil is than the pink pencil.

To be able to compare lengths and heights

Talking Time:

Compare the pencils in the image by completing the sentences below.



The pink pencil is **shorter** than the blue pencil.

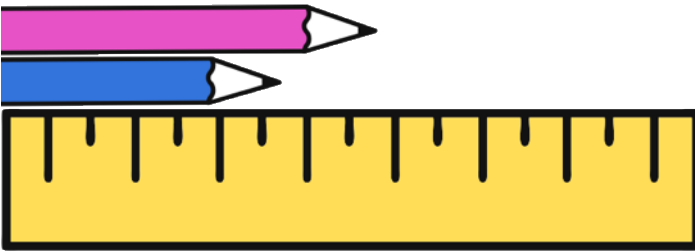
The blue pencil is **longer** than the pink pencil.

To be able to compare lengths and heights

Key vocabulary
Shorter
longer

Talking Time:

Compare the pencils in the image by completing the sentences below.



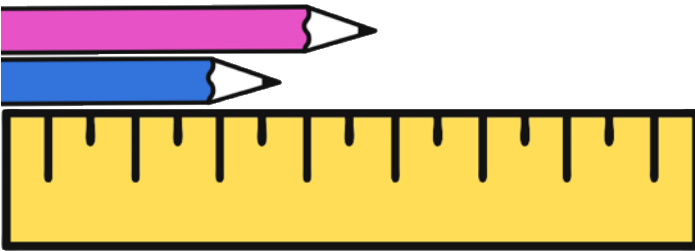
The pink pencil is than the blue pencil.

The blue pencil is than the pink pencil.

To be able to compare lengths and heights

Talking Time:

Compare the pencils in the image by completing the sentences below.



The pink pencil is **longer** than the blue pencil.

The blue pencil is **shorter** than the pink pencil.

To be able to compare lengths and heights

Activity 3:

Compare the cars in the image below by using the words in the box.



longer

shorter

taller

To be able to compare lengths and heights

Activity 3:

Compare the cars in the image below by using the words in the box.



longer

shorter

taller

Example responses:

The red car is taller than the yellow car.

The yellow car is longer than the green car.

To be able to compare lengths and heights

Activity 4:

Part 1:

Compare various objects by finding three of them and ordering them - perhaps some are equal to each other - from longest to shortest:

- ▶ three pieces three twigs or other natural objects

Part 2:

Compare your height with other classmates - one-to-one and in groups.

Who is taller or shorter than whom?

To be able to compare lengths and heights

Activity 4:

Part 1:

Compare various objects by finding three of them and ordering them - perhaps some are equal to each other - from longest to shortest:

- ▶ three pieces of classroom equipment
- ▶ three twigs or other natural objects

Part 2:

Compare your height with other people at home - stand in a long line. Draw your line of people in your book and use short, tall, taller, tallest to label your picture.

To be able to compare lengths and heights

a) The girl is short than the boy.

b) The boy is longer than the girl.

c) The boy is tall than the girl.

Re-write and improve the statements shown above.

a)

b)

c)



To be able to compare lengths and heights

a) The girl is short than the boy.

b) The boy is longer than the girl.

c) The boy is tall than the girl.

a) The girl is shorter than the boy.

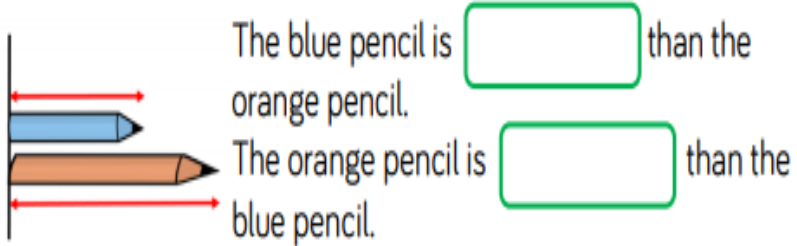
b) The boy is taller than the girl.

c) The boy is taller than the girl.



Challenge time

Use the words **longer** and **shorter** in the sentence stems to compare the length of the blue pencil and the orange pencil.




Which pencil is the longest? Which pencil is the shortest?

Use the words **taller** and **shorter** in the sentence stems to compare the height of the man and the boy.

The man is than the boy.

The boy is than the man.



Compare the vehicles using the words to help you.



length height
longer same
taller shorter