







Benwick Primary School Robins Topic Week 5 VE Day celebrations...

Don't forget you can share your learning with us through Classroom Dojo! We would love to see what you are all up to!

<p>History Find out about VE Day What is VE Day? How did people celebrate VE Day? Why are we celebrating VE Day? Look at the information sheet on our page for information about VE day to share with your child. You can also look on the internet for information on the celebrations. Can you make a flag or bunting with your child to celebrate this day? A bunting design is on our page but you can use paper, paint, colours or collage to create your own bunting.</p> 	<p>Maths VE day maths link... Become a code breaker! I have added a code breaking task to the website. Can you find out what each Morse code message is? Year 1 TT Rock Stars Use Times Tables Rock Stars to practice your times tables ready to start our timed challenges and earn points! EYFS https://www.topmarks.co.uk/maths-games/3-5-years/counting Continue to spend time with your child counting. This is an important early skill! Also give them an amount to count accurately eg if they are playing with lego ask them to make a certain height tower up to 20.</p>	<p>English Your task is to choose one person from the street party picture on 9th May 1945 and write a diary entry for them about how they felt about the war ending.</p>  <p>EYFS Choose a person from the picture and write some simple sentences about this person.</p>
<p>Science/DT During the war many people grew their own food and some food was hard to find and buy. Rationing was in place. Take a look at the food that would be eaten in the wartime and was available. Choose one and follow the recipe to make this food. Would you like to have eaten food like this? Why/ why not? If cooking with your child talk about the ingredients and where they come from. Also talk about how ingredients change as they are cooked.</p>	<p>VE Day Plan a party Use the uploaded resources and PowerPoint to help you plan your own VE Day party! Remember to ration the food you use.</p> 	<p>Art Research VE Day medals- What did they look like? I'd like you to design and make your own medal. You must make sure your medal includes: The years of the wars (1939-45) Colours of the Allies A symbol to signify the war and the soldiers sacrifice and victory. See our Robins page for some more ideas.</p> 
<p>Reading Year 1</p>	<p>Music</p>	<p>Geography Year 1/EYFS</p>

Write a book review of another book you have read recently. Would you recommend it? Why/ Why not?
EYFS

Ask your child to pick their favourite book and talk to you about what they like about the story, what they dislike, what is happening and what could happen at the end. Your child can draw their favourite part of the story and write a simple sentence about it.

Listen to and learn the song Take You Home- I have uploaded a plan for you to follow which involves learning the lyrics and actions to the song.
VE

Draw or make a model of Europe and name the countries.

