

This week we are going to learn to recognise different coins, know their value and practising adding them to make different amounts.



British Coins Word Mat



1p
One Penny



2p
Two Pence



5p
Five Pence



10p
Ten Pence



20p
Twenty Pence



50p
Fifty Pence



£1
One Pound



£2
Two Pounds

To be able to recognise coins


Success criteria:

- ✓ I can recognise coins and be able to give their value, using my place value knowledge to match sets of coins of equal value

To be able to recognise coins

Starter:

Which one doesn't belong?




Explain your answer.

To be able to recognise coins

Starter:

Which one doesn't belong?




The one pence coin doesn't belong as it is copper, whereas the other coins are silver. (It also has a single-digit value, while the others have two-digit values.)

To be able to recognise coins

Talking Time:


Circle the 50p coin below.



To be able to recognise coins

Talking Time:


Circle the 50 p coin below.



To be able to recognise coins

Talking Time:


Circle the 10p coin below.



To be able to recognise coins

Talking Time:


Circle the 10 p coin below.



To be able to recognise coins

Talking Time:


Circle the 1p coin below.



To be able to recognise coins

Talking Time:


Circle the 1 p coin below.



To be able to recognise coins

Talking Time:


Circle the 20p coin below.



To be able to recognise coins

Talking Time:

Circle the 20 p coin below.



To be able to recognise coins

Talking Time:

Circle the £1 coin below.



To be able to recognise coins

Talking Time:

Circle the £1 coin below.



To be able to recognise coins

Talking Time:

Circle the 5p coin below.



To be able to recognise coins

Talking Time:

Circle the 5 p coin below.



To be able to recognise coins

Talking Time:

Circle the £2 coin below.



To be able to recognise coins

Talking Time:

Circle the £2 coin below.



To be able to recognise coins

Talking Time:

Circle the 2 p coin below.



To be able to recognise coins

Talking Time:


Circle the 2 p coin below.



To be able to recognise coins

Activity 1:

Match each coin to its value.



1 p

20 p

50 p

10 p

Point and tell your grown up

To be able to recognise coins

Activity 1:

Match each coin to its value.



1 p

20 p

50 p

10 p

To be able to recognise coins

Activity 1 (continued):

Match each coin to its value.



5 p

£2

£1

2 p

To be able to recognise coins

Activity 1 (continued):

Match each coin to its value.



5 p

£2


£1

2 p

To be able to recognise coins

Talking Time:

Look at the set of coins, then complete the sentences below.



There are _____ 2 p coins.

There are _____ 20 p coins.

There are _____ 5 p coins.

There are _____ 50 p coins.


There are _____ 10 p coins.

There are _____ £2 coins.

To be able to recognise coins

Talking Time:

Look at the set of coins, then complete the sentences below.



There are two 2 p coins.

There are two 20 p coins.

There are four 5 p coins.

There are three 50 p coins.


There are three 10 p coins.

There are zero £2 coins.

To be able to recognise coins

Activity 2:

Look at the set of coins, then complete the sentences below.



There are _____ 2 p coins.

There are _____ 20 p coins.

There are _____ 5 p coins.

There are _____ 50 p coins.

There are _____ 10 p coins.

There are _____ £1 coins.

To be able to recognise coins

Activity 2:

Look at the set of coins, then complete the sentences below.



There are three 2 p coins.

There are three 20 p coins.

There are five 5 p coins.

There are two 50 p coins.


There are four 10 p coins.

There are zero £1 coins.

To be able to recognise coins

Talking Time:

Use the comparison symbols $<$, $>$ and $=$ to compare the coins below.



Remember $<$ means smaller than and $>$ means greater than.

To be able to recognise coins

Talking Time:

Use the comparison symbols $<$, $>$ and $=$ to compare the coins below.



To be able to recognise coins

Talking Time:

Use the comparison symbols $<$, $>$ and $=$ to compare the coins below.



To be able to recognise coins

Talking Time:


Use the comparison symbols $<$, $>$ and $=$ to compare the coins below.



To be able to recognise coins

Activity 3:



Use the comparison symbols $<$, $>$ and $=$ to compare the coins below.



To be able to recognise coins

Activity 3:

Use the comparison symbols $<$, $>$ and $=$ to compare the coins below.




To be able to recognise coins

Activity 4:

Chen says, “I have a silver coin in my hand. It is worth more than 5 p, but less than £1.

What might his coin be? Is there only one possibility?

Sketch in the box below.



To be able to recognise coins

Activity 4:


Chen says, “I have a silver coin in my hand. It is worth more than 5 p, but less than £1.

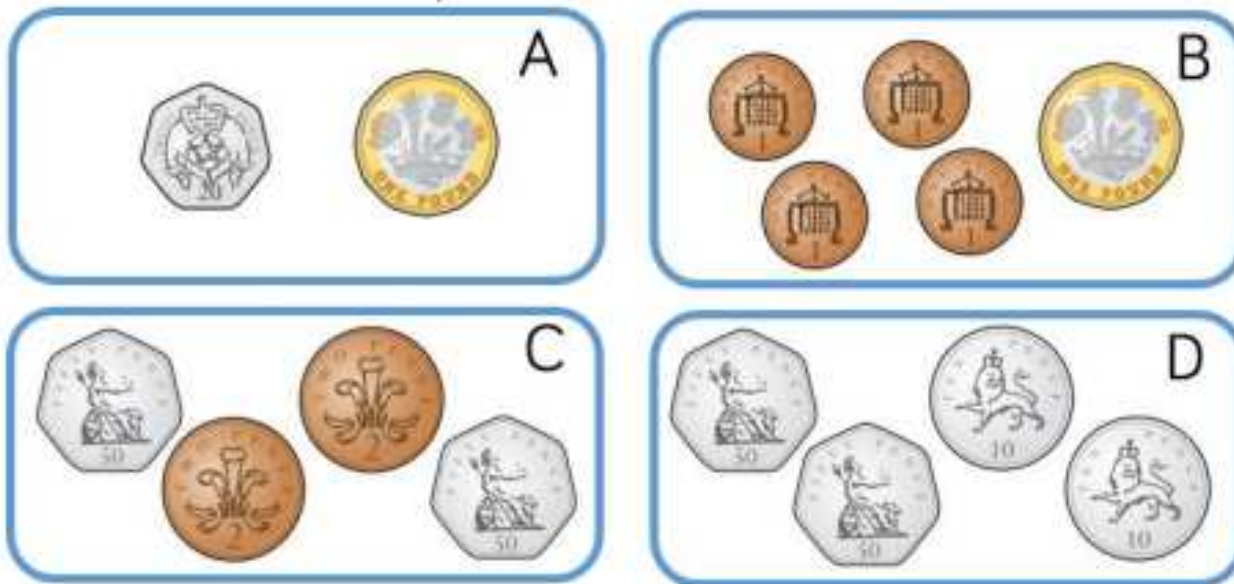
What might his coin be? Is there only one possibility?

Sketch in the box below.



Challenge time!

 Match the cards with equal values.



Dora says:



All coins are round.

Do you agree with Dora?

Justify your answer.

Which is the odd one out?

20 p

8 p

2 p

10 p

Why?