






Benwick Primary School –VE Day Project Menu Week 5– Doves

<p>History</p> <p>Create a timeline of World War 2. When did it start? When did it end? When was VE Day? What happened throughout World War 2?</p>	<p>Maths</p> <p>Become a code breaker! I have added a code breaking task to the website. Can you find out what each Morse code message is?</p> 	<p>English</p> <p>Your task is to choose one person from the street party picture on 9th May 1945 and write a diary entry for them about how they felt about the war ending.</p> 
<p>Geography</p> <p>Look at the map of Europe I have uploaded. This is Europe during World War 2. I'd like you to colour the countries to show whether they were Allies, Axis, Axis controlled or Neutral on the map. If you don't have a printer- You could list the countries under these headings or create your own map to show this.</p>	<p>History</p> <p>Find out about VE Day What is VE Day? How did people celebrate VE Day? Why are we celebrating VE Day?</p>	<p>Art/ DT</p> <p>Research VE Day medals- What did they look like? I'd like you to design and make your own medal. You must make sure your medal includes: The years of the wars (1939-45) Colours of the Allies A symbol to signify the war and the soldiers sacrifice and victory</p> 
<p>Music</p> <p>Listen to and learn the song Take You Home- I have uploaded a plan for you to follow which involves learning the lyrics and actions to the song.</p>	<p>VE Day</p> <p>Plan a party Use the uploaded resources and PowerPoint to help you plan your own VE Day party! <i>Remember to ration the food you use.</i></p>	<p>Food/ Cooking</p> <p>Take a look at the food that would be eaten in the wartime. Choose one and follow the recipe to make this food. Would you like to have eaten food like this? Why/ why not?</p> 

