

To be able to recognise notes

Success criteria:

- ✓ I can recognise notes and be able to give their value, also comparing notes of different values

To be able to recognise notes

Starter:

Have you seen these before? Can you see their value?



To be able to recognise notes

Talking Time:

Circle the £50 note.



To be able to recognise notes

Talking Time:

Circle the £50 note.



To be able to recognise notes

Talking Time:

Circle the £20 note.



To be able to recognise notes

Talking Time:

Circle the £20 note.



To be able to recognise notes

Talking Time:

Circle the £10 note.



To be able to recognise notes

Talking Time:

Circle the £10 note.



To be able to recognise notes

Talking Time:

Circle the £5 note.



To be able to recognise notes

Talking Time:

Circle the £5 note.



To be able to recognise notes

Point and tell your grown up

Activity 1:

Match each note to its value.



£50

£20

£10

£5

To be able to recognise notes

Activity 1:

Match each note to its value.



£50

£20

£10

£5

To be able to recognise notes

Talking Time:

Look at the set of notes, then complete the sentences below.



There are _____ £5 notes.

There are _____ £20 notes.

There are _____ £10 notes.

There are _____ £50 notes.

To be able to recognise notes

Talking Time:

Look at the set of notes, then complete the sentences below.



There are two £5 notes.

There are four £20 notes.

There are three £10 notes.

There are two £50 notes.

To be able to recognise notes

Activity 2:

Look at the set of notes, then complete the sentences below.



There are _____ £5 notes.

There are _____ £20 notes.

There are _____ £10 notes.

There are _____ £50 notes.

To be able to recognise notes

Activity 2:

Look at the set of notes, then complete the sentences below.



There are four £5 notes.

There are three £20 notes.

There are two £10 notes.

There are three £50 notes.

To be able to recognise notes

Talking Time:

Circle the note with the smaller value in each of the pairs of notes below.



To be able to recognise notes

Talking Time:

Circle the note with the smaller value in each of the pairs of notes below.



To be able to recognise notes

Activity 3:

Circle the note with the smaller value in each of the pairs of notes below.



To be able to recognise notes

Activity 3:

Circle the note with the smaller value in each of the pairs of notes below.




To be able to recognise notes

Talking Time:



Use the comparison symbols $<$, $>$ and $=$ to compare the notes and values below.

Remember
 $<$ means less than
 $>$ Means more than



five pounds

ten pounds




fifty pounds

To be able to recognise notes

Talking Time:

Use the comparison symbols $<$, $>$ and $=$ to compare the notes and values below.



five pounds

ten pounds

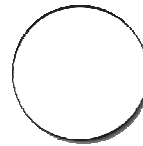


fifty pounds

To be able to recognise notes


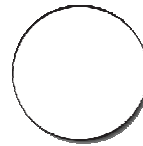
Activity 4:

Use the comparison symbols $<$, $>$ and $=$ to compare the notes and values below.



twenty pounds

ten pounds



fifty pounds

To be able to recognise notes


Activity 4:

Use the comparison symbols $<$, $>$ and $=$ to compare the notes and values below.



twenty pounds


ten pounds



fifty pounds

To be able to recognise notes

Evaluation:




I have a 2
pound note
in my savings
jar.

Do you agree?
Explain your answer.

To be able to recognise notes

Evaluation:



No, I do not agree. We have £2 coins, but not £2 notes.



How many of each note can you see?



There are ____ 5 pound notes.

There are ____ 10 pound notes.

There are ____ 20 pound notes.



Fill in the blanks.

One  = 

One  = 