

Year 1 maths... EYFS can do this practically with real socks or items they can match in pairs. All of this learning links to the children learning their 2x table. Day 1 maths

Make equal groups – grouping

I Here are some socks.



a) Draw lines to match the pairs of socks.



I b) Complete the sentences.

There are socks altogether.

There are socks in each pair.


There are pairs of socks.

EYFS practical group making

- After washing ask you child to make their socks into pairs. As they do this ask them the questions below...
- How many pairs of sock do you have?
- How many socks in total?

You could also do this with their toys. Ask them to make them into groups of 2 and then find out the total amount.

2 Here are some counters.



a) Circle groups of 2

b) Complete the sentences.

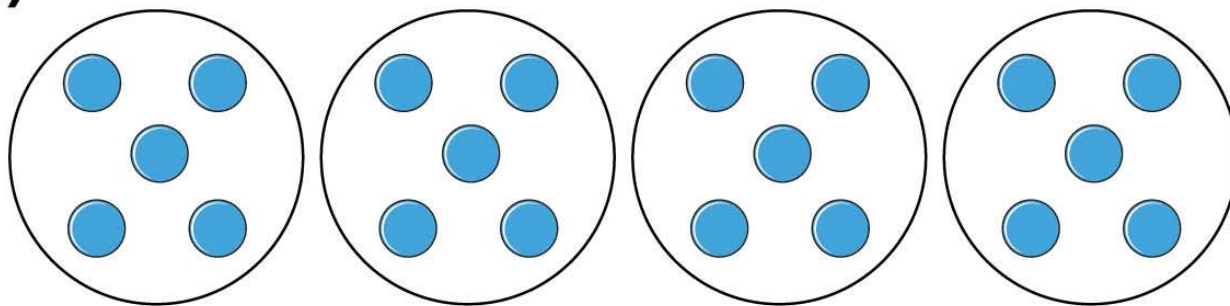
There are counters altogether.

There are equal groups of 2 counters.



3 Complete the sentences.

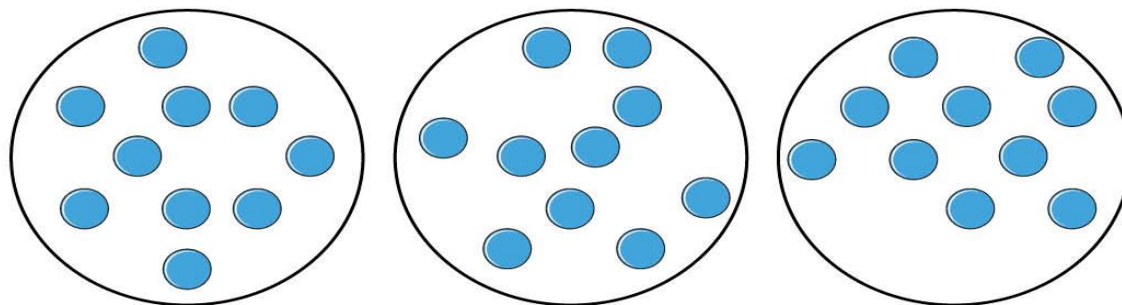
a)



There are counters altogether.

There are equal groups of counters.

3 b)



There are counters altogether.

There are equal groups of counters.



4 Use 30 counters.

a) How many equal groups of 2 can you make?

b) How many equal groups of 5 can you make?

c) How many equal groups of 10 can you make?

Talk about your answers

EYFS

- Ask you child to make a range of groups and count them individually and then as a whole. They could count the groups into pots, cups or bowls or onto plates.

An example being can the make 4 pots with 2 in? How many has each pot got and how many altogether?