

MAISIE AND THE DRAGON

WEEK 9

Please note, Maisie and the Dragon is a 2 week unit of work.
Week 10 English will also focus on Maisie and the Dragon, but
will offer different activities.

TASKS FOR THE WEEK

1. **Story time**
2. **Using prepositions for description**
3. **Writing dialogue**
4. **Fun – time extra activity**

TASK 1 – STORY TIME

Use the link below and listen to the story, Maisie and the Dragon, written by Philippa Danvers.


https://www.youtube.com/watch?v=uwQCQIV_ZWM&feature=youtu.be

Look out for the dragon in the pictures as you watch.

- o What was your favourite part of the story?
- o Why did you like that bit especially?

TASK 2 – USING PREPOSITIONS FOR DESCRIPTION

Maisie in the Woods



1. Look really carefully at the picture of *Maisie in the Woods*.


2. Point out any animals or strange or funny creatures you can spot in the picture.

Give yourself one point for each animal or creature you spot.

How many points did you get altogether?

READ THIS DESCRIPTIVE PASSAGE THAT GOES WITH THE PICTURE:

Maisie ran towards the woods. A tiny bird sat cheeping on a tree stump, while a curious brown fox hid in the long grass next to the path. Maisie could see that some of the trees had funny faces on them, while, above her head, squirrels dashed along the tree trunks and other birds peeked between the gently swaying leaves. Under the canopy of branches, the path continued to run through the wood. Maybe the dragon had gone this way earlier? Maisie decided she would run down the path and see where it took her.



PREPOSITIONS

Some of these prepositions are used in the passage. Prepositions help us to describe places and things by saying where things are, what is happening and how things relate to one another.

on in under next to below beside
through above inside along between
with outside on top of underneath

**RE-READ THE PASSAGE AND HIGHLIGHT THE
PREPOSITIONS YOU CAN FIND.
HOW MANY DID YOU FIND?**

Maisie ran towards the woods. A tiny bird sat cheeping on a tree stump, while a curious brown fox hid in the long grass next to the path. Maisie could see that some of the trees had funny faces on them, while, above her head, squirrels dashed along the tree trunks and other birds peeked between the gently swaying leaves. Under the canopy of branches, the path continued to run through the wood. Maybe the dragon had gone this way earlier? Maisie decided she would run down the path and see where it took her.

Answers are on the next slide.



ANSWERS

Maisie ran **towards** the woods. A tiny bird sat cheeping **on** a tree stump, while a curious brown fox hid **in** the long grass **next to** the path. Maisie could see that some **of** the trees had funny faces **on** them, while, **above** her head, squirrels dashed **along** the tree trunks and other birds peeked **between** the gently swaying leaves. **Under** the canopy of branches, the path continued to run **through** the wood. Maybe the dragon had gone this way earlier? Maisie decided she would run **down** the path and see where it took her...



TASK

Look at the picture of Maisie by the playground

Write sentences about what's going on, using as many of the prepositions from the box as you can.



*on in under next to below beside
through above inside along between
with outside on top of underneath*

WRITING DIALOGUE


Dialogue is another word for speech.



- Choose **one** of the four pictures of the dragon: with the ducks, school playground, supermarket, or with the pony.

WRITING DIALOGUE

Speech!



Draw a box like this in your book.



WRITING DIALOGUE

- Tell someone what you think the dragon is saying in the picture.
- Tell someone what you think one of the other characters in your picture (one of the ducks, the child in the shop, the pony) are saying back to the dragon.
- Draw in nice big speech bubbles for the dragon and the other character.
- Write in the bubbles what each person or creature is saying.
- Re-write your speech bubbles on the lines underneath your drawing as sentences with speech marks (inverted commas).

REMEMBER

- Speech marks 'hug' the words that are spoken: *"Hello, Dragon!"*
- We use a 'reporting clause' to show who is speaking: *said the duck.*
- We start a new line when a new person starts speaking.



FUN – TIME EXTRA ACTIVITY

- Use the [Maisie and the Dragon Storyboard Page](#) to help tell the story to other people in your family. Use Skype to tell the story to people who you can't visit at the moment.

