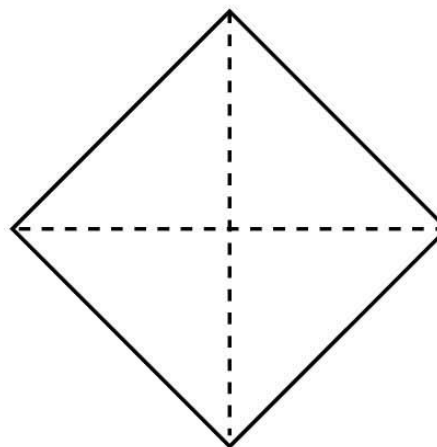
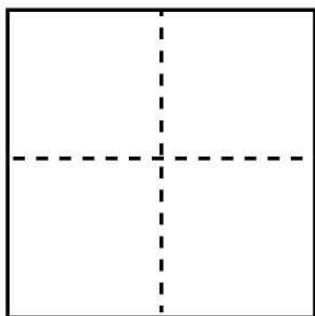
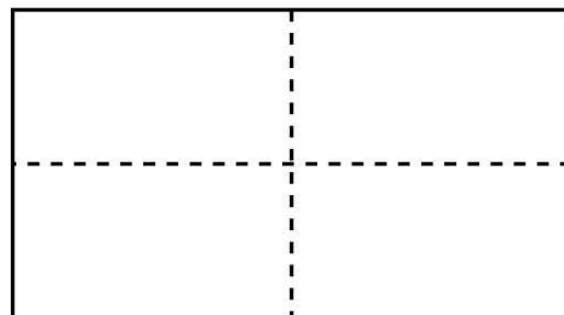
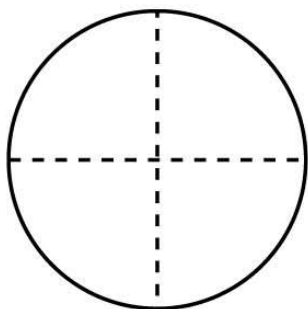


Day 3 finding a quarter of a shape.




- Today we will be learning about how to find a quarter of a shape.
- Remember you can practically make shapes and cut them up to find quarter of them.
- EYFS Make shapes in play dough or use play food and share them into quarters to share them. Talk about the language of sharing and half and quarter as you play.

Find a quarter (1)


I Colour a quarter of each shape.



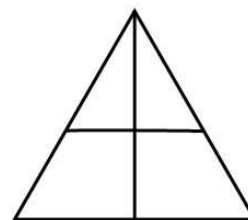
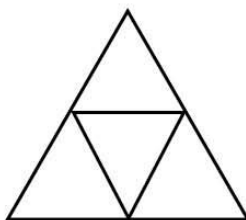
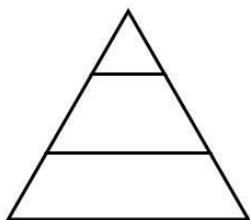
2 Show a quarter in four different ways.



3 Kim wants to show a quarter.



None of these
show quarters.



Do you agree with Kim? _____

Talk about your answer.





4 Tick the shapes that show one quarter.

