

Finding a quarter of an amount.


- Over the next 2 days you will be finding a quarter of amounts. Please do this practically if possible. Your child can share out ant items into four piles to find a quarter.
- EYFS children please find a quarter of the amount below practically. Remember to ask them to talk through their learning. The more they talk about their maths the more they will embed their learning.

8, 4, 12, 16, 20.

Find a quarter (2)

I Circle a quarter of each group.

a)



A quarter of 4 is




I b)



A quarter of 12 is

c)



A quarter of 20 is



2 Complete the sentences.

a) Half of 12 is

A quarter of 12 is

b) Half of 16 is

A quarter of 16 is

2 c) Half of 8 is


A quarter of 8 is

What do you notice?





3 A quarter is 6



What is the whole?

The whole is

Finding half and quarter...

- Practically explore which numbers from 0-20 you can half and quarter. Ask your child to either practically make the amounts and explore. EYFS children can draw their results. Year 1 children can draw their results and write the number sentences.