



Human and physical geography Year 1 and 2

LO: Understand subject specific vocabulary related to human and physical geography. Begin to use geological skills including first hand observation.

What is Geography?

Geography is the study of places and the relationships between people and their environments.



There are different types of Geography

Human



Physical



Human Geography includes structures that people have made.

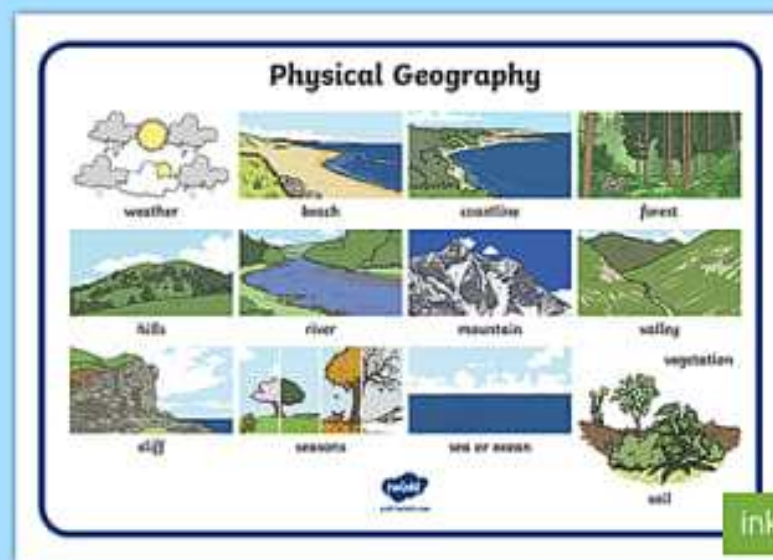



For example cities, villages, towns, shops, churches and factories.

Physical Geography includes things that occur naturally. For example cliffs, beaches, forests, hills, mountains, trees and plants.



Spelling mats

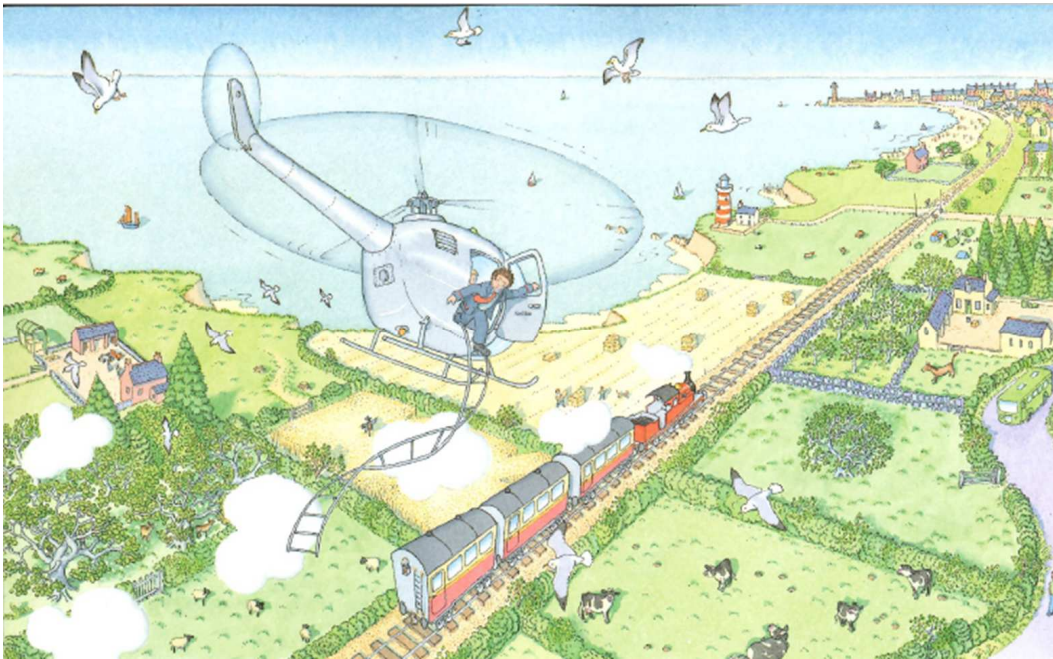


ink saving Eco

Look carefully at the picture. Which human geography features can you see? Make a list in your book.



Now look for physical features and write a list in your book.



You have three Geography jobs to choose from!

- ▶ 1. With your grown up walk around the local area, draw or take pictures of what you can see. When you get home label your pictures with the words physical or human geography and write what they are.
- ▶ 2. Build a model using junk modelling of one of the picture scenes on the slides, perhaps you could make it as a 3D map on the floor or in the garden. Label your model again with human or physical features. We would love to see some photos of what you have made.
- ▶ 3. A sorting activity using the sorting cards from the next slide.



Physical Geography



Human Geography

