







## Benwick Primary School Robins Topic Week 3/4

Don't forget you can share your learning with us through Classroom Dojo! We would love to see what you are all up to!

<p><b>History</b> Year 1</p> <p>Find out about boats throughout the ages and create a poster showing the different boats you have learnt about and write about each one.</p> <p>EYFS make a lego/construction model of a boat from the past and send a photo of your model to our class Dojo page for us to see.</p> 	<p><b>Rock Stars and counting maths</b> Year 1</p> <p>TT Rock Stars Use Times Tables Rock Stars to practice your times tables ready to start our timed challenges and earn points!</p> <p>EYFS <a href="https://www.topmarks.co.uk/maths-games/3-5-years/counting">https://www.topmarks.co.uk/maths-games/3-5-years/counting</a> Spend time with your child counting. This is an important early skill! Also give them an amount to count accurately eg if they are playing with lego ask them to make a certain height tower up to 20. When counting add and take away some amounts to support your child with their early addition and subtractions.</p>	<p><b>English</b> Year 1 find out and research about a sea creature. Write a factual account about this sea creature.</p> <p>EYFS Draw a under the sea scene. Label the picture and write some simple sentences about the animals and their features.</p> 
<p><b>Science</b> We are learning out about different materials.</p> <p>Year 1 collect a range of items from around the house and garden made from a range of materials and sort them. Please write a list of what you find for each material e.g. fabric, natural, metal, plastic.</p> <p>EYFS go on a materials scavenger hunt around your home and make a collection box for each material.</p> 	<p><b>Maths</b> Year 1</p> <p>Complete a survey or questionnaire that shows what materials apckaging in a cupboard in your kitchen is made from. You can choose how to present your findings</p> <p>EYFS Use toys to count different amounts and practical y add and take away up to 10 and then 20.</p>	<p><b>Art</b> If you have access to the internet ask you child to look at images of light houses. See if your child can recreate a picture using either crayons, pencils, paint. They could also make a model of a light house.</p> 
<p><b>Reading</b> - ongoing reviewing of texts. Year 1</p> <p>Write a book review of a book you have read recently. Would you recommend it? Why/ Why not?</p>	<p><b>Health and keeping safe</b> This term we are thinking about how to keep safe. This is very relevant in the current climate. Please take the time to talk to your child about the measure we are</p>	<p><b>Geography</b> Year 1</p> <p>Last week you drew a map of your journey to school. This week can you draw a map of the village of Benwick</p>

<p>EYFS</p> <p>Ask your child to pick their favourite book and talk to you about what they like about the story, what they dislike, what is happening and what could happen at the end.</p>	<p>doing to keep safe. Can they design a poster about one way of keeping safe. They can paint, collage, draw or use photos for their poster. Can our year 1 children make a slogan for keeping safe?</p>	<p>with main landmarks and facilities. Look on google maps for places.. Can you locate where any significant buildings are? Where your friends live? Where the park is?</p> <p>EYFS take a look at some pirate maps. Look at the symbols used. Can you draw your own</p>
---	--	--