

Dear Parents/Carers,  
This powerpoint takes the children through the learning sequence. If possible please talk through the slides with your child and check their understanding. The slides start at a basic level to re-cap previous learning.

# Consolidation of money

6.7.20

6.7.20

LO: I can make tally charts



# Starter

Count in 5s up to the numbers below.

20

50

35

60

Count in 5s and then 1s up to the numbers below.

17

29

38

23

31

# Starter - answer

Count in 5s up to the numbers below.

5, 10, 15, 20

5, 10, 15, 20, 25, 30, 35

5, 10, 15, 20, 25, 30, 35, 40, 45, 50

5, 10, 15, 20, 25, 30, 35, 40, 45, 50, 55, 60

Count in 5s and then 1s up to the numbers below.

5, 10, 15, 16, 17

5, 10, 15, 20, 21, 22, 23

5, 10, 15, 20, 25, 26, 27, 28, 29

5, 10, 15, 20, 25, 30, 31

5, 10, 15, 20, 25, 30, 35, 36, 37, 38

# Descriptive Teaching

Match the tallies to their totals.

A		11
B		27
C		4
D		16

Write the Draw the  
tallies in your book  
with the correct  
total.

# Descriptive Teaching - Answer

Match the tallies to their totals.

A		11
B		27
C		4
D		16

A = 27

B = 4

C = 16

D = 11

# Descriptive Doing

Complete the tally to match the totals.

Drinks	Tally	Total
Milk		29
Water		10
Juice		22
Tea		13

In your book, fill in the tally to match the total.

## Descriptive Doing - Answer

Complete the tally to match the totals.

Drinks	Tally	Total
Milk		29
Water		10
Juice		22
Tea		13



# Reflective Teaching

Complete the totals to match the tallies.

Coins	Tally	Total
1p		
2p		
5p		
10p		

Order the totals from biggest to smallest.

# Reflective Teaching - Answers

Complete the totals to match the tallies.

Coins	Tally	Total
1p		8
2p		24
5p		17
10p		12

Order the totals from biggest to smallest.

2p (24), 5p (17), 10p (12), 1p (8).

# Reflective Doing

Lin did a flower survey on the school field.

How many more tulips than daffodils were seen?

Flowers	Tally	Total
Tulip		26
Daisy		14
Rose		9
Daffodil		19

What operation do we use when finding the difference?

Subtraction!

# Reflective Doing - Answers

Lin did a flower survey on the school field.

How many more tulips than daffodils were seen?

Flowers	Tally	Total
Tulip		26
Daisy		14
Rose		9
Daffodil		19

$$26 - 19 = 7$$

# Independent work

The following slides are questions for you to work through independently.

There are 3 sets of work - 1 chili (the easiest), 2 chilies, 3 chilies (the hardest). Choose one set you feel most comfortable with.

# Independent work




1a. Match the tallies to their totals.

A  

B 

C 

D   

5

12

9

3



2 VF

1b. Match the tallies to their totals.

A  

B   

C  

D 

13

4

10

8



2 VF

# Independent work



2a. Complete the tally to match the totals.

Animals	Tally	Total
Cow		11
Hen		6
Pig		14



2 VF

2b. Complete the tally to match the totals.

Colours	Tally	Total
Pink		7
Red		2
Green		15



2 VF

# Independent work



3a. Complete the totals to match the tallies.

Pets	Tally	Total
Dog	III	
Cat		
Fish		



2 VF

3b. Complete the totals to match the tallies.

Birds	Tally	Total
Crow		
Robin	II	
Jay		



2 VF



# Independent work



4a. Emmy counted cars passing by her school.

How many red and blue cars were there altogether?

Cars	Tally
Red	
Blue	
Black	



2 VF

4b. Raj counted animals at the zoo.


How many lions and tigers did he count altogether?

Zoo Animals	Tally
Monkey	
Lion	
Tiger	



2 VF

# Independent work



5a. Match the tallies to their totals.

- A    
- B     
- C   
- D  

21

13

7

19



2 VF

5b. Match the tallies to their totals.

- A  
- B   
- C 
- D     

5

26


14

9



2 VF

# Independent work



6a. Complete the tally to match the totals.

Meals	Tally	Total
Pie		24
Pizza		12
Curry		15
Wraps		6



2 VF


6b. Complete the tally to match the totals.

Toys	Tally	Total
Doll		4
Car		23
Robot		11
Train		17



2 VF

# Independent work



7a. Complete the totals to match the tallies and order the fruits from most to least popular.

Fruit	Tally	Total
Apple		
Pear		
Plum		
Banana		



2 VF


7b. Complete the totals to match the tallies and order the sports from least to most popular.

Sports	Tally	Total
Football		
Tennis		
Rugby		
Hockey		



2 VF

# Independent work



8a. Sam did a bug hunt on the school field.

How many more ladybirds than worms were seen?

Bugs	Tally	Total
Worm		9
Spider		17
Beetle		5
Ladybird		23



2 VF

8b. Malikah did a survey of favourite cakes.


How many more people liked chocolate cake than coffee?

Cakes	Tally	Total
Chocolate		24
Lemon		13
Coffee		6
Cherry		21



2 VF

# Independent work



9a. Match the tallies to their totals.  
Complete the missing tally and total.

A 

23
----

B 

--

C 

27
----

D 

--

30
----



2 VF

9b. Match the tallies to their totals.  
Complete the missing tally and total.

A 

28
----

B 

--

19
----

C 

--


D 

24
----



2 VF

# Independent work



10a. Complete the tallies and totals.  
70 children voted altogether.

Ice-cream	Tally	Total
Vanilla		
Mint		18
Chocolate		22
Caramel		21



2 VF


10b. Complete the tallies and totals.  
76 children voted altogether.

Name	Tally	Total
Ben		16
Ann		13
Syd		27
Kem		



2 VF

# Independent work



11a. Complete the totals to match the tallies and order the totals from highest to lowest.

Seasons	Tally	Total
Spring		
Summer		
Autumn		
Winter		



2 VF

11b. Complete the totals to match the tallies and order the totals from highest to lowest.

Months	Tally	Total
April		
May		
June		
July		



2 VF



# Independent work



12a. Tom did a survey of trees on the school field.

How many more Birch trees than Beech trees were seen?

Trees	Tally	Total
Beech		
Oak		
Ash		
Birch		



2 VF

12b. Uma did a survey of favourite biscuits.

How many more people liked Bourbons than Jaffa cakes?

Biscuits	Tally	Total
Bourbons		
Digestive		
Jaffa Cake		
Cookies		



2 VF

# Answers

## Developing

1a. **A = 9, B = 3, C = 5, D = 12**

2a.

Animals	Tally	Total
Cow		<b>11</b>
Hen		<b>6</b>
Pig		<b>14</b>

3a. **Dog – 8; Cat – 15, Fish – 4.**

4a. **17.**

## Expected

5a. **A = 19, B = 21, C = 13, D = 7**

6a.

Meals	Tally	Total
Pie		<b>24</b>
Pizza		<b>12</b>
Curry		<b>15</b>
Wraps		<b>6</b>

7a. **Banana (25), apple (18), pear (14), plum (8).**

8a. **14**

## Greater Depth

9a. **A = 23, B = 30, C = 17, D = 27**

10a.

Ice-cream	Tally	Total
Vanilla		<b>9</b>
Mint		<b>18</b>
Chocolate		<b>22</b>
Caramel		<b>21</b>

11a. **Spring (30), Summer (28), Autumn (23), Winter (19).**

12a. **10.**

## Developing

1b. **A = 10, B = 13, C = 8, D = 4**

2b.

Colours	Tally	Total
Pink		<b>7</b>
Red		<b>2</b>
Green		<b>15</b>

3b. **Crow – 9, Robin – 12, Jay – 5.**

4b. **17.**

## Expected

5b. **A = 9, B = 14, C = 5, D = 26**

6b.

Meals	Tally	Total
Doll		<b>4</b>
Car		<b>23</b>
Robot		<b>11</b>
Train		<b>17</b>

7b. **Football (10), Rugby (13), Hockey (16), Tennis (27).**

8b. **18**

## Greater Depth

9b. **A = 19, B = 28, C = 24, D = 29**

10b.

Name	Tally	Total
Ben		<b>16</b>
Ann		<b>13</b>
Syd		<b>27</b>
Kem		<b>20</b>

11b. **June (26), July (21), May (18), April (12).**

12b. **15.**

# Reflection Time

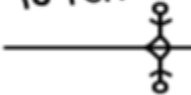


Add the information to the tally chart.

Three children join class 1.  
There are 35 children in year 2 and 3 in total.  
There are 28 children in class 4 but two leave.

Class	Tally	Total
1S		
2B		
3L		
4F		

Take time  
to reflect



# Reflection Time - Answers



Add the information to the tally chart.

Three children join class 1.  
There are 35 children in year 2 and 3 in total.  
There are 28 children in class 4 but two leave.

Class	Tally	Total
1S		27
2B		15
3L		20
4F		26

Take time  
to reflect

